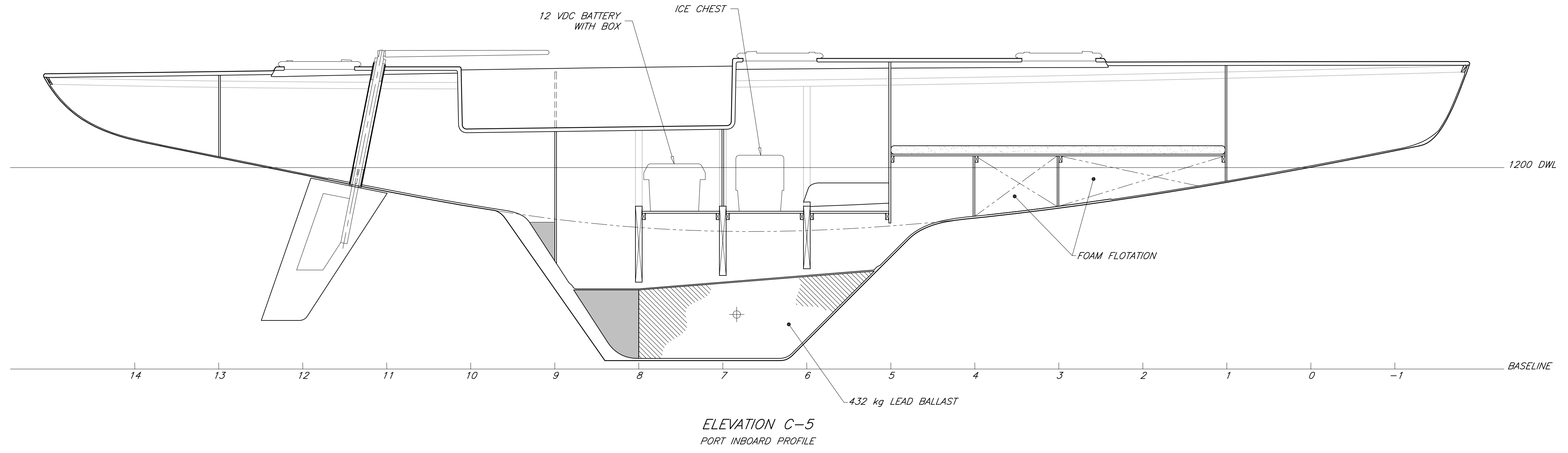
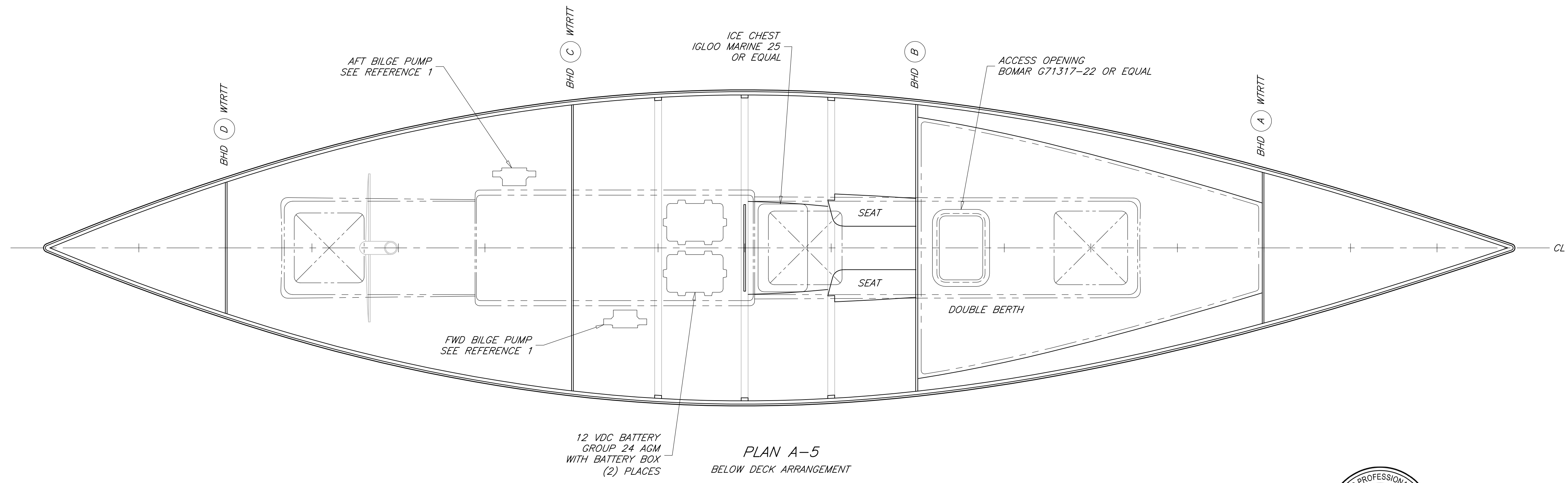


8 7 6 5 4 3 2 1

REVISIONS				
ZONE	REV	DESCRIPTION	DATE	APPROVED
ALL	-	ORIGINAL ISSUE	06 FEB 10	P. KOTZEBUE
ALL	A	GENERAL DESIGN UPDATE	05 SEP 10	P. KOTZEBUE




ELEVATION C-5
PORT INBOARD PROFILE



PLAN A-5
BELOW DECK ARRANGEMENT

GENERAL NOTES
1. THIS DESIGN DOES NOT COMPLY WITH THE SSKF RULES FOR SKERRY CRUISERS (SQUARE METER YACHTS).



THIS DRAWING REMAINS THE PROPERTY OF PAUL R. KOTZEBUE, PE AND MAY NOT BE USED FOR ANY PURPOSE WITHOUT WRITTEN CONSENT.

1	PIPING PLAN	06-E1
NO	TITLE	DWG NO
REFERENCES		
STOCK PLANS		
8.50 METER SKERRY CRUISER		
GENERAL ARRANGEMENT		
DRAFTER: PK	DATE: 06 FEB 10	SIZE: ARCH D
CHECKER: PK	DATE: 06 FEB 10	SCALE: 1 : 15
DWG NO: 06-B1	SWBS: --	REV: A
SHEET: 1 OF 1		

8 7 6 5 4 3 2 1