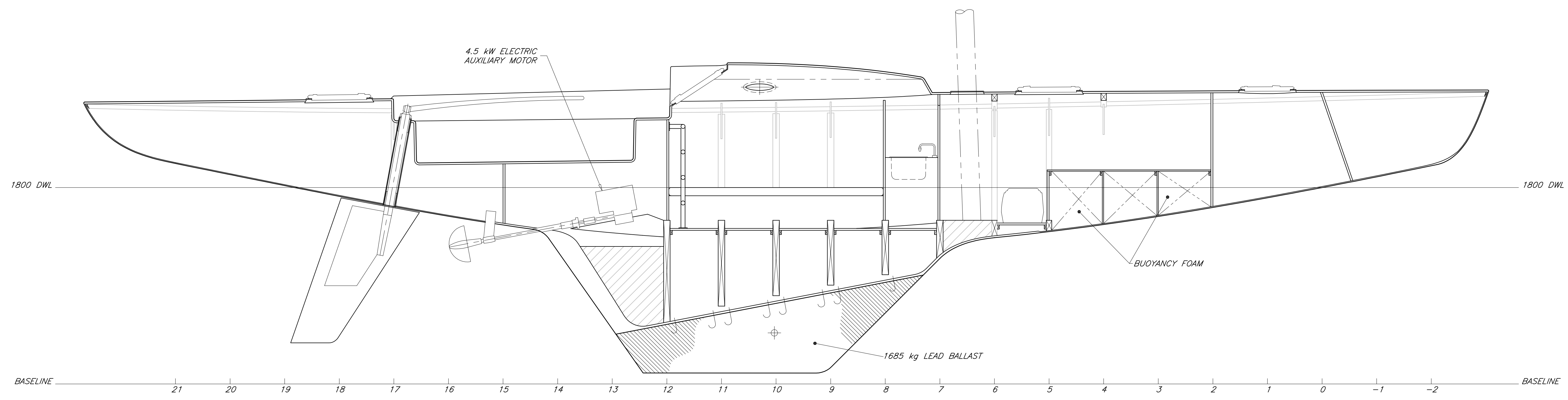
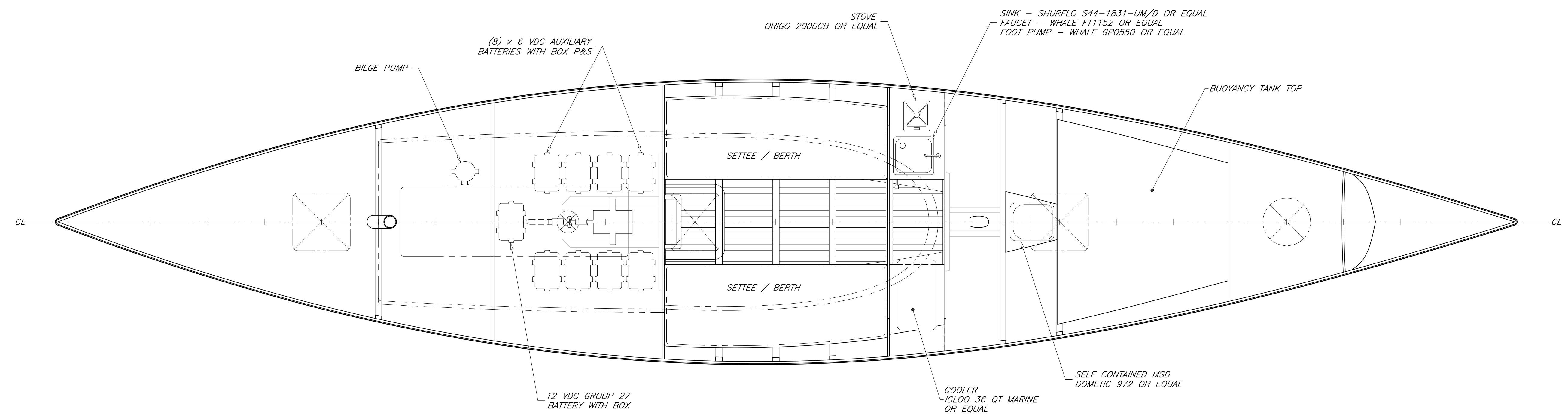


8 7 6 5 4 3 2 1


REVISIONS				
ZONE	REV	DESCRIPTION	DATE	APPROVED
ALL	-	ORIGINAL ISSUE	15 MAY 10	P. KOTZEBUE



ELEVATION C-5
INBOARD PROFILE



PLAN A-5
BELOW DECK ARRANGEMENT



Paul R. Kotzebue

THIS DRAWING REMAINS THE PROPERTY OF PAUL R. KOTZEBUE, PE AND MAY NOT BE USED FOR ANY PURPOSE WITHOUT WRITTEN CONSENT.

NO	TITLE	DWG NO
REFERENCES		
STOCK PLANS		
12.9 METER SKERRY CRUISER		
GENERAL ARRANGEMENT		

PAUL R. KOTZEBUE, PE
MECHANICAL ENGINEER
Encinitas, California USA

DRAFTER: PK	DATE: 15 MAY 10	SIZE: ARCH D	DWG NO: 05-B1	REV: -
CHECKER: PK	DATE: 15 MAY 10	SCALE: 1 : 20	SWBS: - -	SHEET: 1 OF 1

8 7 6 5 4 3 2 1